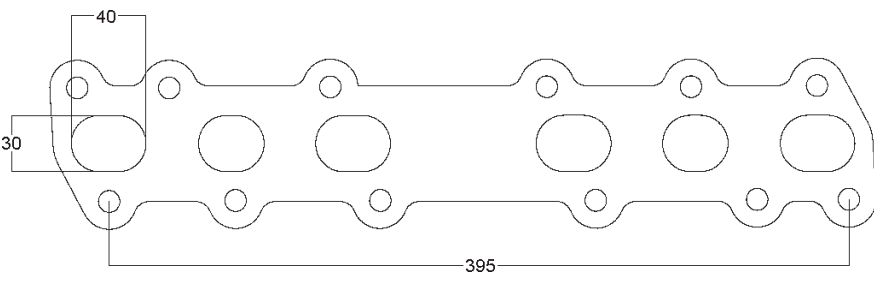
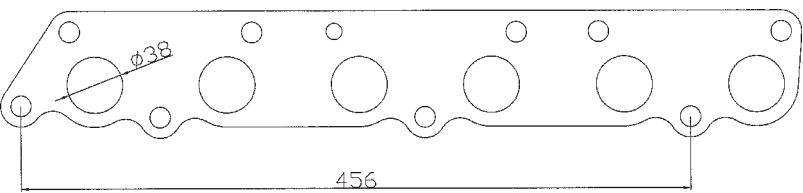
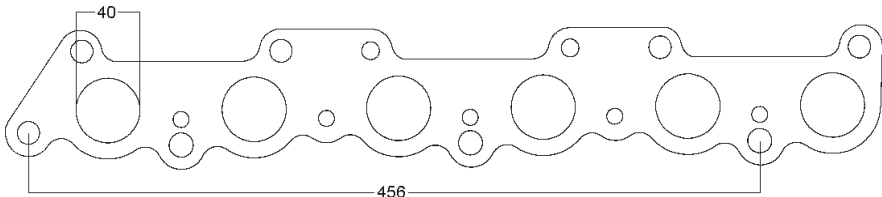
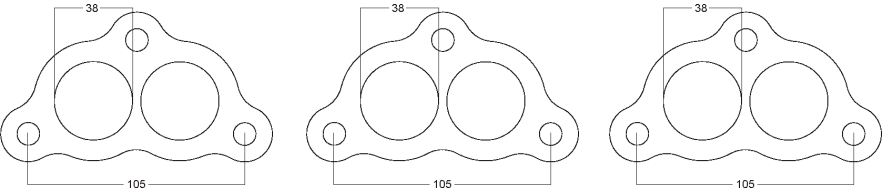
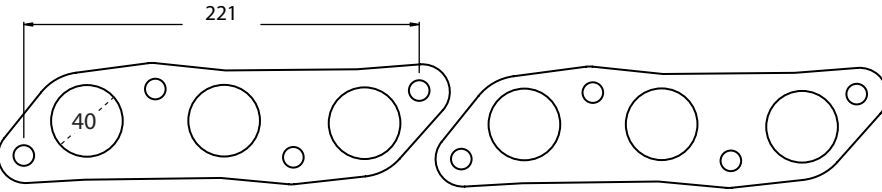
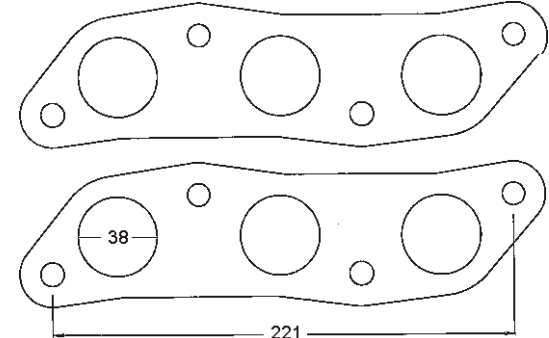
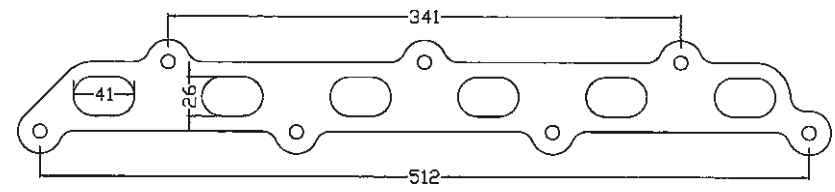


# TOYOTA 6CYL



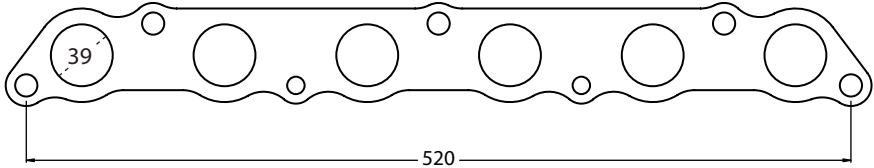
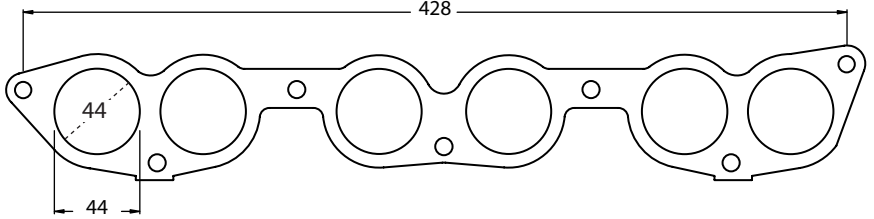


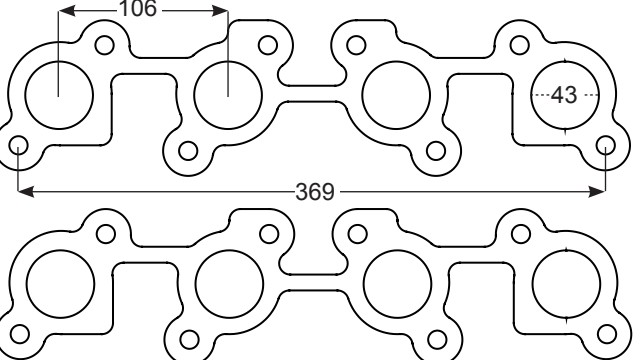
	<p>Flange: <b>FL9135</b> Gasket: GK9135</p> <p>Motor: 1JZ-GE                    2491cc DOHC 24V</p> <p>L6</p>
	<p>Flange: <b>FL9180</b> Gasket: GK9180</p> <p>Motor: M-TEU                    1998cc SOHC 12V</p> <p>L6</p>
	<p>Flange: <b>FL9193</b> Gasket: GK9193</p> <p>Motor: F                    3878cc OHV 12V 2F                    4230cc OHV 12V</p> <p>L6</p>
	<p>Flange: <b>FL9194</b> Gasket: GK9194</p> <p>Motor: 3F + 3FE                    3955cc OHV 12V</p> <p>L6</p>
	<p>Flange: <b>FL9197</b> Gasket: GK9197</p> <p>Motor: 4VZ-TE                    2496cc DOHC 24V 5VZ-TE                    3378cc DOHC 24V</p> <p>V6</p>

	<p>Flange: <b>FL9201</b> Gasket: GK9201</p> <p>Motor: M-EU            1998cc SOHC 12V 4M-E + 4M-U    2563cc SOHC 12V 5M-E            2756cc SOHC 12V</p> <p>L6</p>
	<p>Flange: <b>FL9218</b> Gasket: GK9218</p> <p>Motor: 1GEU            1988cc SOHC 12V</p> <p>L6</p>
	<p>Flange: <b>FL9235</b> Gasket: GK9235</p> <p>Motor: 2JZ-GE            2997cc DOHC 24V 40mm Port Holes.</p> <p>L6      Fuel Injection.</p>
	<p>Flange: <b>FL9259</b> Gasket: GK9259</p> <p>Motor: 2JZ-GE            2997cc DOHC 24V 38mm Port Holes.</p> <p>L6      Fuel Injection.</p>
	<p>Flange: <b>FL9260</b> Gasket: GK9260</p> <p>Motor: 1G-FE            1988cc DOHC 24V</p> <p>L6      Fuel Injection.</p>

# TOYOTA 6CYL



	<p>Flange: <b>FL9264</b> Gasket: GK9264</p> <p>Motor:</p> <p>51mm Port Holes.</p>
	<p>Flange: <b>FL9265</b> Gasket: GK9265</p> <p>Motor:</p> <p>44mm Port Holes.</p>
	<p>Flange: <b>FL9269</b> Gasket: GK9269</p> <p>Motor:</p> <p>38mm Port Holes.</p>
	<p>Flange: <b>FL9292</b> Gasket: GK9292</p> <p>Motor: 1G-GZE                      SUPERCHARGED.</p> <p>L6</p>
	<p>Flange: <b>FL9307</b> Gasket: GK9307</p> <p>Motor: 1FZ-FE                      4476cc DOHC 24V</p> <p>L6                      Fuel Injection.</p>

 <p>Technical drawing of a 6-cylinder engine flange. The overall length is dimensioned as 520. A circular feature on the left is dimensioned with a diameter of 39.</p>	<p>Flange: <b>FL9312</b> Gasket: GK9312</p> <p>Motor: 7M-GTEU      2954cc DOHC 24V 39mm Port.</p> <p>L6      TURBOCHARGED.</p>
 <p>Technical drawing of a 6-cylinder engine flange. The overall length is dimensioned as 428. A circular feature on the left is dimensioned with a diameter of 44. A smaller dimension of 44 is shown for a specific part of the flange.</p>	<p>Flange: <b>FL9393</b> Gasket: GK9393</p> <p>Motor: 7M-GTEU      2954cc DOHC 24V 44mm Port.</p> <p>L6      TURBOCHARGED.</p>
	
	<p>Flange: <b>FL9308</b> Gasket: GK9308</p> <p>Motor: 2UZ-FE      4664cc DOHC 32V</p> <p>V8      Fuel Injection.</p>
 <p>Technical drawing of a V8 engine flange. The overall length is dimensioned as 369. A specific distance between two features is dimensioned as 106. A circular feature on the right is dimensioned with a diameter of 43.</p>	<p>Flange: <b>FL9091</b> Gasket: GK9091</p> <p>Motor: 1UZ-FE      3968cc DOHC 32V</p> <p>V8</p>